

3. Servlet

高级网页设计



主要内容

动态交互

生命周期

服务
Service

过滤器
Filter

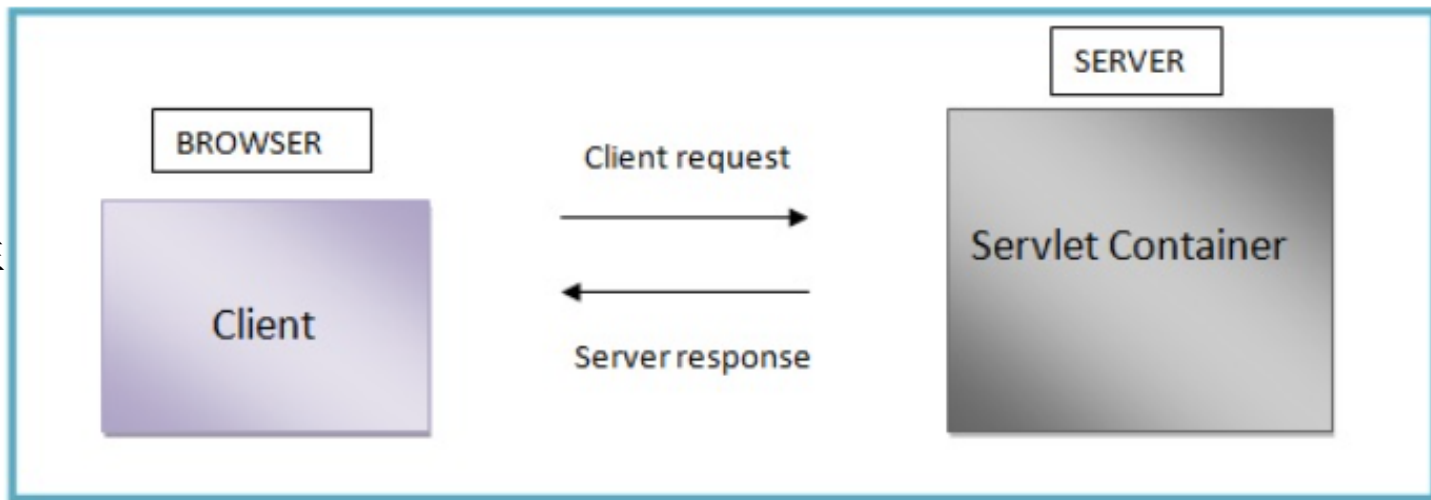
会话
Session

异常
Exception

调试
Debug

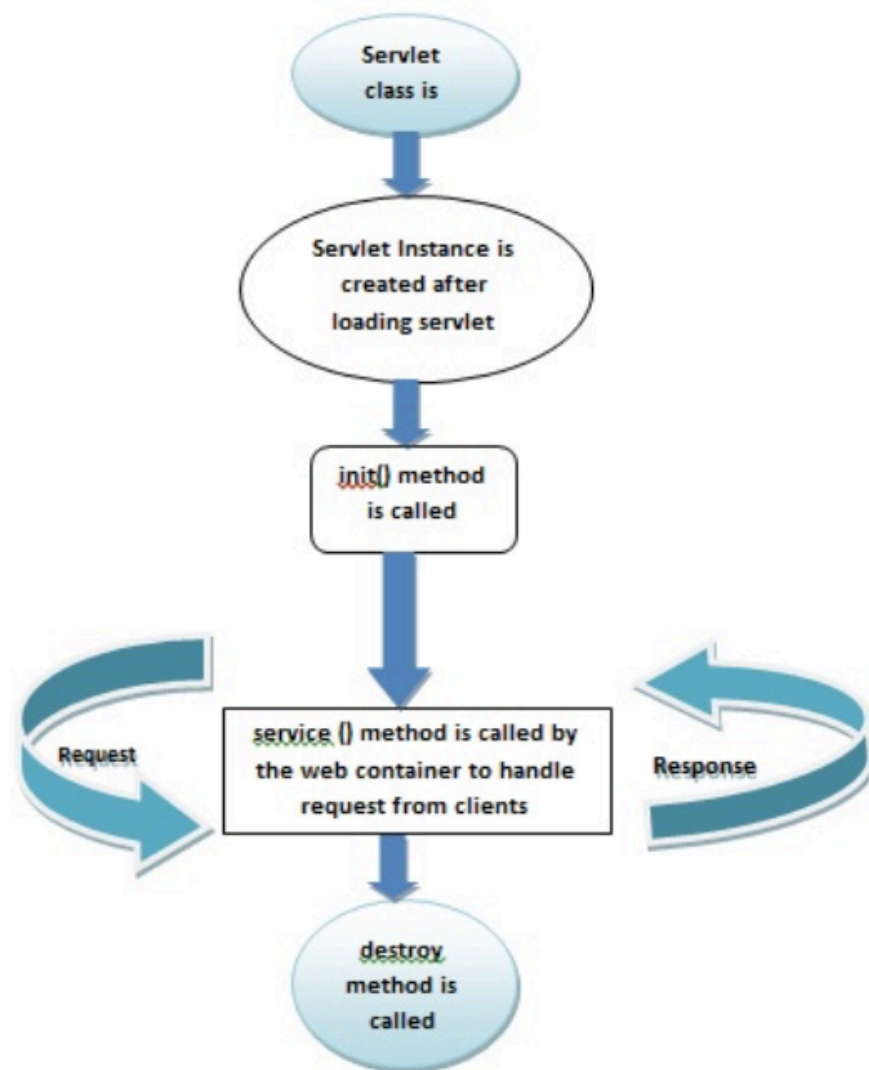
动态交互过程

平台无关性
API特性丰富
服务器端安全性
Web服务器安全性
单Servlet实例
多线程



Servlet生命周期

- `init()`
- `doGet()`
- `doPost()`
- `destroy()`



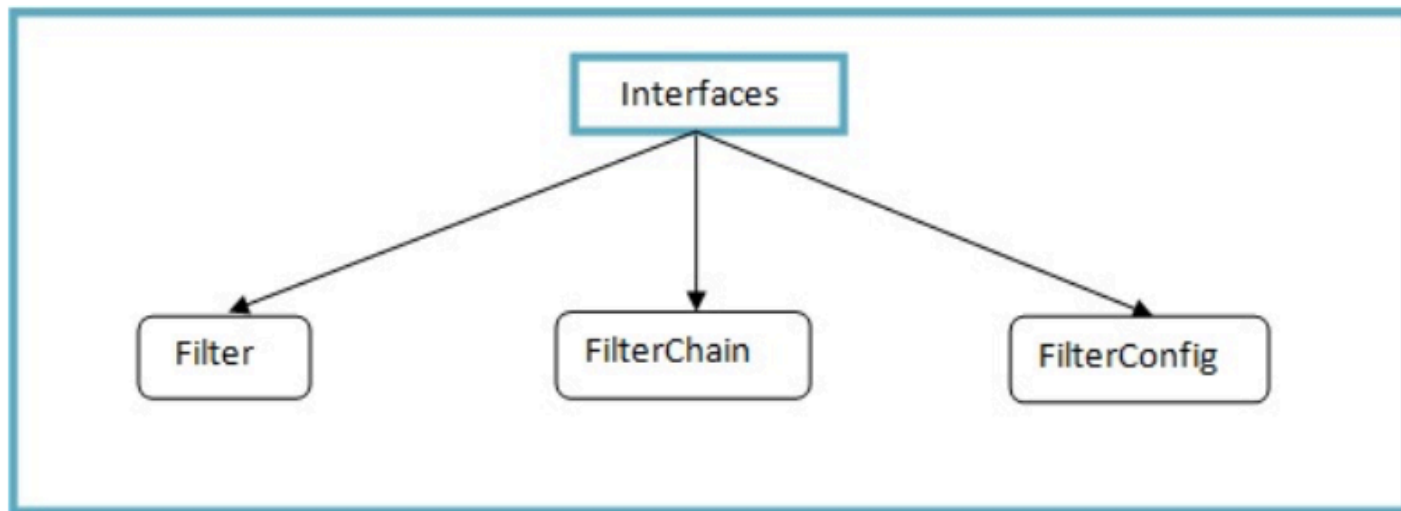
容器服务 Service

- It manages the servlet life cycle.
- The resources like servlets, JSP pages and HTML files are managed by servlet container.
- It appends session ID to the URL path to maintain session.
- Provides security service.
- It loads a servlet class from network services, file systems like remote file system and local file system.

Servlet 演示

- 创建Servlet
- 返回HTML代码
- 返回HTML页面
- Servlet配置
 - web.xml

过滤器 Filter



过滤器演示

- 创建过滤器
- 拦截请求

会话 Session - 1

- URL rewriting: The session data required in the next request is appended to the URL path used by the client to make the next request.
 - *Query String*: A string appended after the requested URI is query string. The string is appended with separator as '?' character.
 - Example 1): `http://localhost:8080/newproject/login?user=test&passwd=abcde`
 - *Path Info*: It is the part of the request URI. Session data can be added to the path info part of the request URI.
 - Example 2): `http://localhost:8080/newproject/myweb/login;user=test&passwd=abcde`

会话 Session - 2

- Hidden form field: A type of HTML form field which remains hidden in the view.
 - Some other form fields are: textbox, password etc.
 - This approach can be used with form-based requests.
 - It is just used for hiding user data from other different types of users.
 - Example 3: `<input type="hidden" username="name" value="nameOne"/>`

- Cookies: It is a file containing the information that is sent to a client by a server.
- Cookies are saved at the client side after being transmitted to clients (from server) through the HTTP response header.

会话 Session - 4

- HTTP session: It provides a session management service implemented through HttpSession object.
- `HttpSessionnewSession = request.getSession(true);`

异常处理 Exception

```
<error-page>
  <error-code>403</error-code>
  <location>/HandlerClass</location>
</error-page>
```

```
<error-page>
  <exception-type>java.io.IOException</exception-type >
  <location>/HandlerClass</location>
</error-page>
```

```
<error-page>
  <exception-type>java.lang.Throwable</exception-type >
  <location>/HandlerClass</location>
</error-page>
```

调试 Debug

➤ 演示

参考资料

- ➔ <http://docs.oracle.com/javaee/6/tutorial/doc/bnafd.html>